

**DCDT-212 Wall Hung Toilet**

Siphonic - Dual Flush : 3/6 Liter

Size : 560 (W) x 365 (D) x 345 (H)

Seat & Cover : Polypropylene

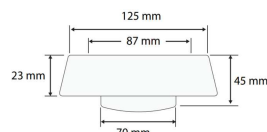
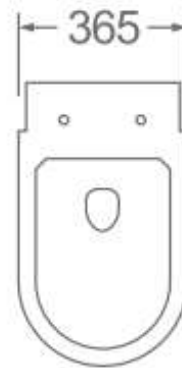
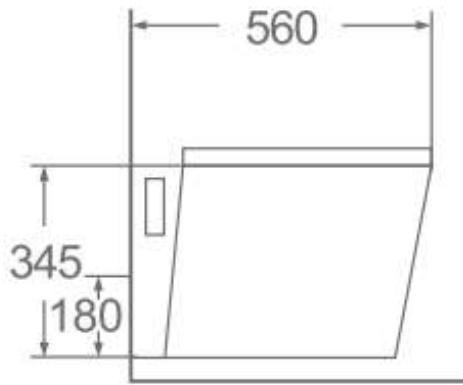
Bowl Shape : Elongated

Rough-in : 180mm

S/P Trap : P-Trap



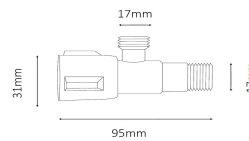
**Technical Drawing**



**Flang**



**D001-SL**



**Angle Valve**



**DCDT001-SV**

Some specs and products may not be available in your area.  
You check with your nearest resler for the newly updated prices.  
Please visit at [www.daelim.id](http://www.daelim.id) for your more information